

# Mountfields Lodge Primary School (Academy)



## Remote Learning Plan/Policy

**Aim High, Reach for the Sky**

## **Remote Learning Plan/Policy**

In order to ensure that learning is continued, we have developed the following plan. This plan offers remote learning opportunities whilst also acknowledging that some households have limited access to devices and would require hard-copies of work and resources.

This plan will be applied in the following instances:

- An individual is self-isolating because of a positive test within the household;
- A group of children are self-isolating because of a case of coronavirus in the class;
- A whole class is self-isolating because of an outbreak of coronavirus.
- Local or National Lockdown

The plan complies with the expectations and principles outlined in the DFE document [Guidance for Full Opening of Schools](#).

### **Software and online platforms**

Within all remote plans, teachers will set appropriate work in-line with our current curriculum, this work will be led by a range of resources from Oak National and may be supplemented by other resources such as BBC Bitesize and TT Rockstars. Supporting materials such as video links, web links or PowerPoint presentations will be provided as appropriate, particularly when new learning is being introduced. Oak Academy has been specifically selected to support remote learning as it is in-line with our teaching ethos – the use of retrieval practice, explicit teaching with high quality modelling, and the use of consolidating activities. These online lessons are free to all and offer a recorded taught session so that the children can access physical teaching from a teacher and then access work relating to that lesson within the same website. There are also hundreds of lessons specifically aimed at children with SEND needs and requiring additional support.

**In the event of any form of isolation and loss of learning caused by Coronavirus, parents must understand that engagement in home learning is compulsory, as is the expectation that the School makes that provision available and accessible to all.**

In preparation for home-learning, parents and children should make themselves familiar with the following platforms (logins and passwords have already been distributed):

- **Seesaw (Y1–Y6); a newly-introduced (see below) platform for Y1—Y6 in Mountfields Lodge**
- **Tapestry (EYFS); a well-established on-line platform in EYFS in Mountfields Lodge**
- **TT Rock Stars**

Children will remain in contact with their Class teacher through **Seesaw (Y1-6)** and **Tapestry (EYFS)**.

It is important that children engage with the remote education provided so that they don't fall back with their learning, however we do acknowledge that each family's home circumstances are unique and there may be factors that affect engagement with home learning. These may include parents working from home or limited access to technology amongst other factors. Communication is essential and we would ask that if there are circumstances that mean a child cannot engage at least partially with the remote education that their parent speaks to the teacher, or the teacher/member of the SLT may call the parent to discuss obstacles and support. We can then work together to try and find a means of providing remote education that works for that family's circumstances.

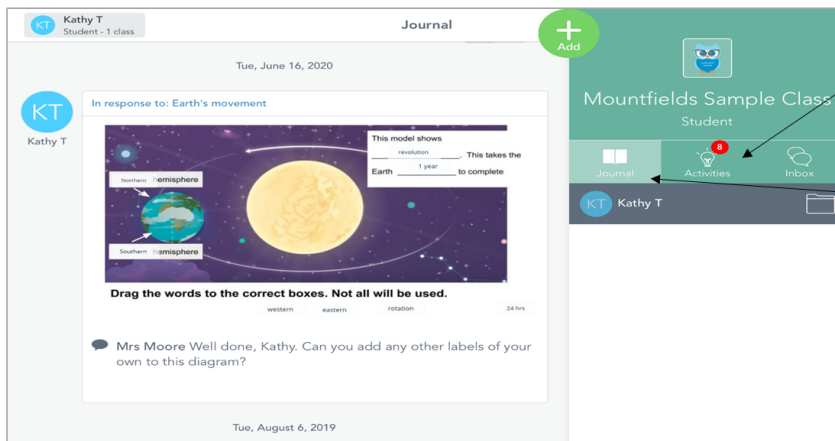
Pupil response to uploaded online remote learning will be monitored regularly throughout a week and pupils identified as not interacting with the learning provided will be contacted by the Class Teacher or member of the Senior Leadership Team.

Where contact could not be made within a 48-hour period (following at least 2 phone calls made and messages left) a Home Visit would be undertaken by DSL/DDSL + member of the Senior Leadership Team (see Section Appendix 10 Child Protection Policy). This contact would be in support of learning and also well-being and physical /mental health and Safeguarding.

Pupil response to learning will also be used to monitor pupil 'attendance' though their engagement and daily response with the statutory online/remote learning


Welcome to the Seesaw app! It is simple to navigate but here is a quick tour to get your child started.

## A Quick Start Tour...



'Activities' are the tasks your child's teacher has set for them.

The 'Journal' is the place where your child can view all of their completed tasks.

If their teacher has asked them to, the  button allows your child to add something to their Journal.

## Responding to an activity

Your child's teacher will set 'activities' for homework. Find these in the 'Activities' tab.



Click on an activity and follow the instructions.

Your child can listen to the instructions being read by their teacher here.



### Seesaw Adventure in Space

Get ready for an adventure in space!

1. Tap  to start the activity.
2. Follow the directions on each page to practice using the Seesaw Tools.
3. Tap  to finish your adventure.

 Play Instructions (0:13)

0 Responses, 0 Waiting for Approval, 0 Drafts, 4 Not Responded

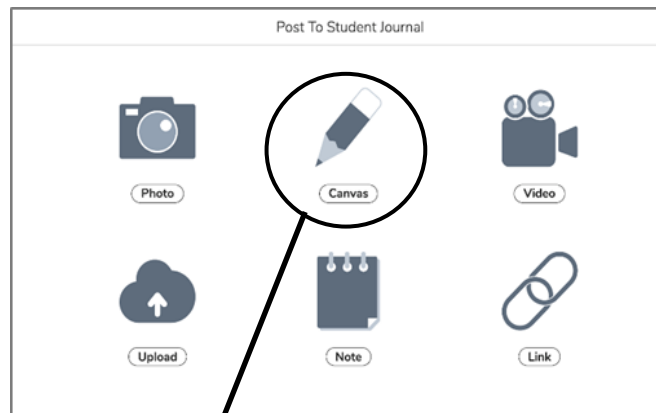
 Add Response

# Using the Creative Tools to complete an activity

Your child can respond to an activity using the creative tools.

Take **photos** of work and add them directly to Seesaw.  
(“Allow” camera access when prompted).

**Upload** a document  
(up to 10 images, 1 PDF or 1 video)



Record a video.

Either :

- select or drop a file
- record a video.

Add a **link**

Write and publish text notes using the **Note tool** - a lined page where you can type directly.



## The Drawing Tool

Delete Zoom Full screen Undo

**Text tool**

Simultaneously draw and **record audio**


Take a **photo**, record a video or upload an image/video file.

**Caption tool**

**Selection tool**

Choose your **pen tool** or eraser. Tap and hold to change the pen size.

Change the pen colour.



When your child has completed an activity, they can click on the to send it to their teacher.



If your child sends their work by mistake before it is finished, their teacher will send the draft back to be completed.

Your child's teacher will need to approve their post before it will appear on their Journal.

## **Individual Isolation**

If a child is isolated from school i.e. the child is sent home from school to self-isolate (10 days) as they are showing symptoms, or they need to isolate as someone in the household has tested positive (10 days), they will be emailed out a link to a 10-day programme of age-appropriate work from Oak National. Children will have the immediate opportunity to continue their learning.

If the child is too ill to undertake the work, then 'normal' protocols for illness would be followed and work will not be expected from that child.

We will, where possible and practicable, print and make available packs of any worksheets required for children who are unable to access the learning online.

On return to school, this work will be marked by a school adult to, a) praise and acknowledge the learning undertaken, b) to check their understanding and provide further teaching/ instruction where required.

*N.B If possible*, drawing on relevant DfE 'schemes' or through other 'vulnerable funding', we will provide vulnerable families with the necessary remote learning equipment, recognising demand may outweigh supply.

## **Group or Whole School Isolation**

In the event of a wider closure (whole-class, Year Group, Age Group, Key Stage, Whole-School) pupils will be taught remotely by a teacher, this may not be their class teacher. In this instance, the broader curriculum will be taught.

The expectation of lessons will be: At least 3 hours of daily teaching/learning to include a

- Daily Maths lesson
- Daily English lesson
- Daily Phonics lesson (Foundation Stage and Key Stage 1)

Also, each day there will be a lesson for at least one of the other Core or Foundation subjects (Science, History, Geography, Design Technology, Music, Computing, Art, PE, RE, French and PSHE) and teachers will, at least twice per week, upload video recordings of stories being read to the class.

Teachers will provide a daily introduction to the learning that is to take place with a summary of each lesson provided. Links will be provided on Tapestry/Seesaw as to where parents and children can find the online teaching videos and resources for each lesson. Work will be uploaded by teachers by 8.00pm each day in readiness for the next day's teaching and learning.

Where there is whole-school closure and teachers are scheduled to teach pupils of critical workers in school, work will be uploaded for the pupils in their classes but this work will receive no written feedback as teachers cannot teach both in school and remotely simultaneously.

Where children would normally receive additional support from SEND agencies, the SENDCo will make arrangements for those to continue through their chosen on-line platform, as long as the agencies engage.

## **Feedback**

Pupils will be expected to upload any work completed at home via Seesaw or Tapestry. Uploaded work can be pupils direct work on Seesaw /Tapestry or pupils uploading images of completed tasks such as practical or paper-completed activities. Pupils are expected to have uploaded completed tasks by 4.00pm

## **Staff Support: CPD**

All teaching staff have been trained in all the technologies being used to support Remote Learning. They are increasingly confident in all aspects of our Remote Education Plan and we will continue to provide CPD for staff as and when necessary.

## **Technical Support:**

Our **IT technician** will endeavour to support staff and parents by:

- Fixing issues with systems used to set and collect work, where possible.
- Helping staff and parents with any technical issues they are experiencing.
- Reviewing the security of remote learning systems and flagging any data protection breaches to the Data Protection Officer.

## **Parental Support:**

It must be acknowledged that working at home with children is not easy, especially if the parents are also home-working.

However, the following DfE guidance *may* help parents in supporting pupil remote learning:

**Create a positive environment** for your child to learn at home, for example:

- **Distinguish between weekdays and weekends**, to separate school life and home life.
- **Designate a working space if possible**, and at the end of the day have a clear cut-off to signal school time is over.
- **Create and stick to a routine**, as this is what your child is used to at school. For example, eat breakfast at the same time each morning and make sure they're dressed before starting the 'school' day.

## **Pupil/Family Support: Safeguarding**

If, at any point during remote learning a child is judged to be vulnerable in any way, the DSL - Designated Senior Lead - or either of the DDSLs - Deputy Designated Senior Leads - will ensure that the appropriate agencies are notified and/or they will arrange for regular 'safe and well checks' via a phone call to be undertaken (recorded on CPOMS by DSL/DDSLs) or a Home Visit to be made.

**Appendix 10** of our **Child Protection Policy** will remain 'current' in event of any future Lockdown/ Partial/Localised School Closure; staff are all aware of the expected protocols.

## Online tools and platforms being used



**Seesaw** is a simple way for teachers and pupils to record and share teaching and learning. **Seesaw** gives pupils a place to document their learning, be creative and learn how to use technology. Each pupil gets their own journal and will add things to it, like photos, videos, drawings, or notes.



All children from Year 3 to Year 6 have a login for Times Tables Rockstars. This is a fantastic website that supports children in learning their times tables. Once your child has logged in they should play in Garage mode. This has an automatic training mode which starts with easy times tables and as the children get them correct it adds in more and more times tables. This means that it is pitched at the right level for the children so they're able to practise getting quicker at tables that they know rather than struggling over many that they don't know.



Tapestry enables us to track the coverage of the different areas of learning in the Foundation stage and the depth of children's learning within them. Staff can easily record and view learning outcomes that have been taught and measure the depth of understanding individuals and groups of children have reached. Tapestry also allows parents the opportunity to view their own child's progress and even share experiences from home by uploading photographs, videos and notes of special moments.



We follow Letters and Sounds for teaching phonics in Foundation Stage and Key Stage 1. Videos have been produced that teach Letters and Sounds phonics lessons. In the event of remote learning being required the teacher will let you know which video your child should access. Videos can be accessed here: [Letters and Sounds Videos](#).



Oak National Academy has been set up to produce a full curriculum with linked videos that can be used at home. In the event of remote education being required teachers will provide you with links to the relevant Oak Academy lessons to use with your children that match to the curriculum being taught in school.



What is **Bitesize**? **BBC Bitesize** is a free online study support resource designed to help with learning, revision and homework! **Bitesize** provides support for learners aged 5 to 16+ across a wide range of school subjects. It also supports children and young people's wellbeing and career choices.